



## LED SPECIFICATION

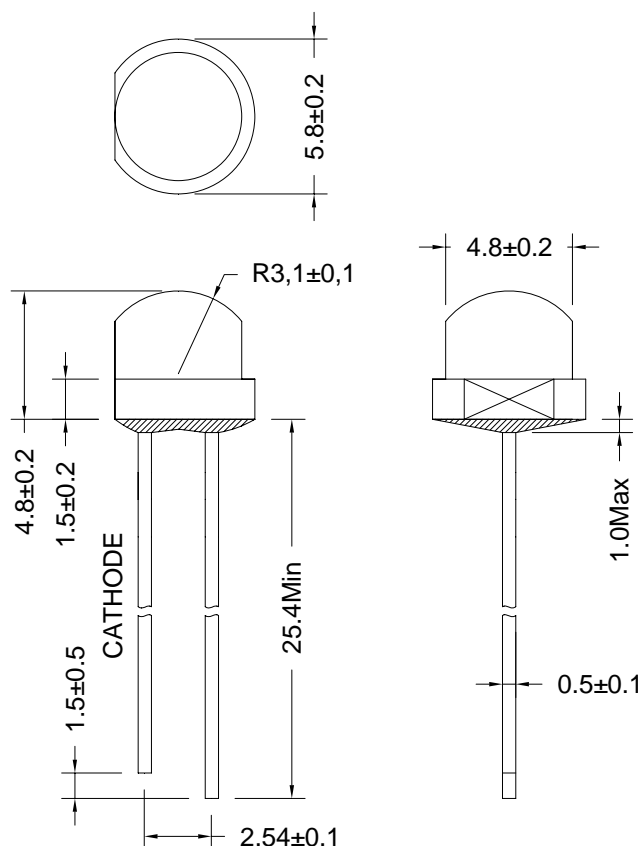
Part No./型号: 412PR2C

### ➤ Features/特征:

- Single color/单色
- High bright output/高亮度输出
- Large view angle/大视角
- Low power consumption/低功耗
- High reliability and long life/  
可靠性高、寿命长

### ➤ Descriptions/描述:

- Dice material/芯片材质: AlGaInP
- Emitting Color/发光颜色:  
Super Bright Red/ 高亮度红色
- Device Outline/产品外形:  
Φ5mm Round Type/ 5mm 圆形
- Lens Type 胶体颜色:  
Water Clear/ 无色透明



1. All dimensions are millimeters/单位: mm.
2. Tolerance is  $\pm 0.25 \text{ mm}$  unless otherwise noted/没有标注的公差均为  $\pm 0.25 \text{ mm}$ .



## LED SPECIFICATION

Part No./型号: 412PR2C

### ➤ Absolute maximum ratings/极限参数 (Ta = 25°C)

| Parameter<br>参数                 | Symbol<br>符号      | Test Condition<br>测试条件  | Values 数值 |      | Unit<br>单位 |
|---------------------------------|-------------------|-------------------------|-----------|------|------------|
|                                 |                   |                         | Min.      | Max. |            |
| Reverse Voltage<br>反向电压         | V <sub>R</sub>    | I <sub>R</sub> = 30 μ A | 5         | --   | V          |
| Forward Current<br>正向工作电流       | I <sub>F</sub>    | ----                    | ----      | 30   | mA         |
| Power Dissipation<br>损耗功率       | P <sub>d</sub>    | ----                    | ----      | 75   | mW         |
| Pulse Current<br>正向峰值电流         | I <sub>peak</sub> | Duty=0.1mS, 1kHz        | ----      | 100  | mA         |
| Operating Temperature<br>工作温度范围 | T <sub>opr</sub>  | ----                    | -40       | +85  | °C         |
| Storage Temperature<br>储存温度范围   | T <sub>str</sub>  | ----                    | -40       | +100 | °C         |

### ➤ Electrical and optical characteristics/光电参数 (Ta = 25°C)

| Parameter<br>参数                   | Symbol<br>符号   | Test Condition<br>测试条件 | Values 数值 |      |      | Unit<br>单位 |
|-----------------------------------|----------------|------------------------|-----------|------|------|------------|
|                                   |                |                        | Min.      | Typ. | Max. |            |
| Forward Voltage<br>正向电压           | V <sub>F</sub> | I <sub>F</sub> =20mA   | ----      | 2.2  | 2.6  | V          |
| Reverse Current<br>反向电流           | I <sub>R</sub> | V <sub>R</sub> =5V     | ----      | ---- | 30   | μ A        |
| Dominate Wavelength<br>主波长        | λ <sub>d</sub> | I <sub>F</sub> =20mA   | 624       | ---- | 635  | nm         |
| Peak Wavelength<br>峰值波长           | λ <sub>p</sub> | I <sub>F</sub> =20mA   | ----      | 632  | ---- | nm         |
| Spectral Line half-width<br>半波长宽度 | Δ λ            | I <sub>F</sub> =20mA   | ----      | 20   | ---- | nm         |
| Luminous Intensity<br>发光强度        | I <sub>v</sub> | I <sub>F</sub> =20mA   | ----      | 150  | ---- | mcd        |

### ➤ Luminous Intensity Bins/亮度等级分档 (Ta = 25°C)

Unit:mcd

| Bin | L   | M   | N   |
|-----|-----|-----|-----|
| Min | 102 | 145 | 200 |
| Max | 145 | 200 | 280 |

### ➤ Dominate Wavelength Bins/波长等级分档 (Ta = 25°C)

Unit:nm

| Bin | R3  | R4  | R5  | R6  |
|-----|-----|-----|-----|-----|
| Min | 624 | 627 | 630 | 633 |
| Max | 627 | 630 | 633 | 635 |

### ➤ Forward Current Bins/电压等级分档 (Ta = 25°C)

Unit:V

| Bin | V3  | V4  | V5  |
|-----|-----|-----|-----|
| Min | 2.0 | 2.2 | 2.4 |
| Max | 2.2 | 2.4 | 2.6 |



➤ **Typical electrical/optical characteristic curves/光电特性曲线:**

Fig.1 正向电流 Vs. 正向电压

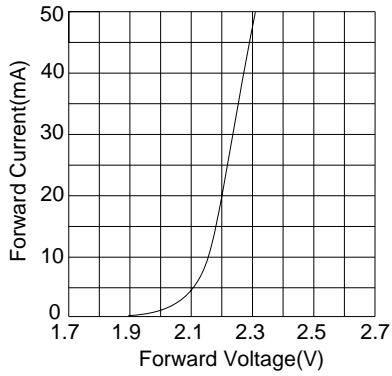


Fig.2 相对亮度 Vs. 正向电流

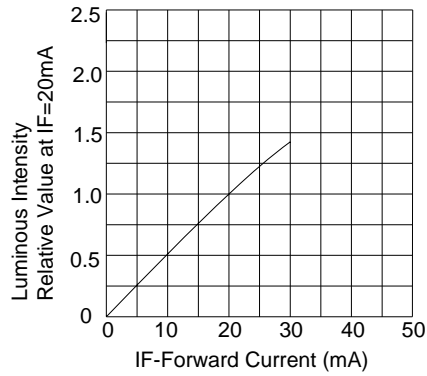


Fig.3 正向电流 Vs. 环境温度

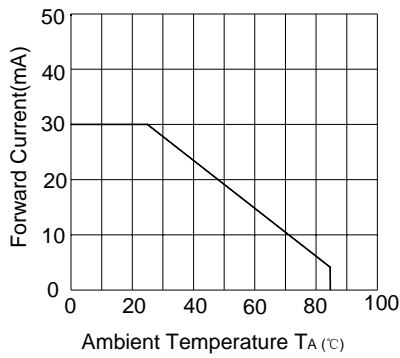


Fig.4 相对亮度 Vs. 环境温度

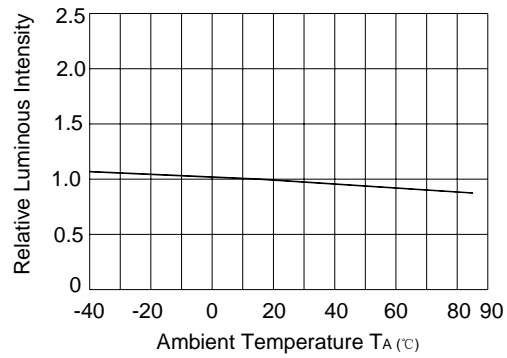
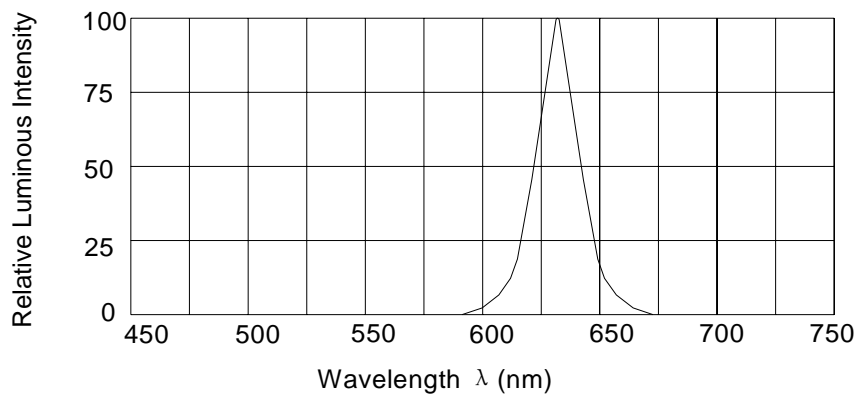


Fig.5 辐射强度 Vs. 波长





#### ➤ **Lead Forming/成形**

1. Any lead forming or bending must be done before soldering.

支架成形必须在焊接前完成。

2. When forming leads, there must be a minimum of 2mm clearance between the base of the LED lens and the lead bend.

必需离胶体 2 毫米才能折弯支架。

3. Avoid bending the leads at the same point more than once.

避免在管脚同一位置两次或多次弯。

4. During assembly onto PCB, the lead pitch of the LED must match the pitch of the mounting holes on the PCB during component placement.

支架成形需保证引脚和间距与线路板上一致。

#### ➤ **Soldering Condition/焊接条件**

Careful attention should be paid during soldering. When soldering, leave more than 2mm from solder joint to case, and soldering beyond the base of the tie bar is recommended.

焊接时请特别注意，焊接点要离LED封装体底部2mm以上。

Avoiding applying any stress to the lead frame while the LEDs are at high temperature particularly when soldering.

在 LED 处于高温，特别是在焊接时，请避免对支架施压。



## LED SPECIFICATION

Part No./型号: 412PR2C

### Recommended soldering conditions/推荐焊接条件:

| Hand Soldering<br>手工焊接       |   | DIP Soldering<br>浸焊   |   |
|------------------------------|---|-----------------------|---|
| Temp.at tip of iron<br>电烙铁温度 | 300℃Max.(30WMax.)<br>最高温度300℃(功率不超过30瓦)                 | Preheat temp.<br>预热温度 | 100℃ Max. (60 sec Max.)<br>最高温度100℃(不超过60秒) |
| Soldering time<br>焊接时间       | 3 sec Max.<br>时间不超过3秒                                   | Bath temp.<br>浸焊温度    | 260℃ Max<br>最高260℃.                         |
| Distance<br>焊接位置             | 2mm Min.(From<br>solder joint to case)<br>大于2毫米(从焊点到胶体) | Bath time.<br>浸焊时间    | 3 sec Max.<br>不超过3秒                         |
|                              |   | Distance<br>浸焊位置      | 2mm Min<br>大于2毫米.                           |

### ➤ **Cleaning/清洗**

1. Do not clean LEDs with water, Alcohol are recommended solvents for cleaning. When using other solvents, it should be confirmed beforehand whether the solvents will dissolve the resin or not.

不要用水清洗，推荐使用酒精清洗，当使用其他溶剂清洗时应事先确认该溶剂是否溶解树脂。

2. LEDs may be damaged by ultrasonic-washed. Before cleaning, a pre-test should be done to confirm whether any damage to the LEDs will occur.

LED有可能在超声波清洗过程中被破坏。为了保证安全，在清洗前，请先确认。

### ➤ **Storage/保存**

1. Environmental temperature: -40℃---100℃, Recommended: -20℃---50℃

环境温度：-40℃---100℃，推荐使用-20℃---50℃；

2. Environmental humidity: 30%---70%, Recommended: 40%---60%

环境湿度：30%---70%，推荐使用40%---60%；



#### ➤ **Static Electricity/静电**

1. Static Electricity or power surge will damage the LED.

It is recommended that a wrist band or an anti-electrostatic glove be used when handling the LEDs.

静电或激增电压将损害 LED。

建议使用发光二极管时佩戴手腕带或防静电手套。

2. All production machinery and test instruments must be electrically grounded.

所有的生产机器和检测仪器，必须接地。

3. Maintain a humidity level of 50% or higher in production areas.

生产现场湿度必须保持在50%或者更高。

4. Use anti-static packaging for transport and storage.

使用防静电包装，运输和储存。

#### ➤ **Notes/备注**

1. This datasheet will be update regularly, if there comes out any changes, pls confirmed by the latest datasheet.

以上规格书会定期进行更新，如有改动,以最新规格书为准。

2. When using this product, please observe the absolute maximum ratings and the instructions for using outlined in these specification sheets. HEBEI assumes no responsibility for any damage resulting from use of the product which does not comply with the absolute maximum ratings and the instructions included in these specification sheets.

在使用本产品时，请注意参考规格书中的最大额定值和使用说明，如果没有遵照产品规格书中的最大额定值以及使用说明而产生的不良后果，不在赫备承诺范围之内。